



BEST IN  
CLASS CABLES  
FOR YOUR  
SOLAR PROJECT




**SOLSQUARE**<sup>TM</sup>

## ABOUT SOLSQUARE

SOLSQUARE is a brand owned by **Ksquare Energy Pvt Ltd** and is engaged into contract manufacturing and supply of electric, solar and submersible cables.

Having wide experience into solar industry and having supplied products for solar projects across India, we came to know that many suppliers and project companies are in need of quality cable products. This made us realise to come up with our own cable brand which not only offers reliable and quality products but also offers competitive pricing.




## VISION

To supply reliable, affordable and quality cables to solar projects companies & end consumers.



## MISSION

To be renowned brand across India in solar cable and electric cable industry.



## OUR PRODUCTS USP



Manufactured with  
high precision



Tested and  
quality checked




Stable  
performance




Timely  
delivery

# SOLAR CABLES

Solar Cables are referred as a single conductor and smaller in diameter. This market is segmented into copper and aluminium alloy and currently copper-based cables are in maximum demand which is a reflection of its several advantages over aluminium alloys such as flexibility, low resistivity, stability, strength and better corrosion resistance.



Solar Cables are designed for connecting PV Power Supply Systems. They are dedicated to the PV system direct current side with a nominal D.C. voltage of a 1.5 kV. These cables can be used indoor & outdoor for flexible and fixed installations with high mechanical strength in extreme weather conditions. Solsquare Solar Cables are designed to withstand the environmental conditions that arise in any Fixed, Mobile, Roof or Architecturally Integrated Photovoltaic Installation.



## PRODUCT CONSTRUCTION

### Key Feature

- Flame Retardant, Low Smoke
- Max Conductor Temperature range 40°C to +120°C
- UV Resistant and Weather Resistant
- Expected Life 30 Years

### Conductor

Flexible Electrolytic Tinned Fine Copper Strands Acc. to IEC 60228, Class 5

### Insulation

Crosslinked Halogen Free & Flame Retardant Insulation

### Outer Sheath

Crosslinked Halogen Free & Flame Retardant

### Application

Solar Cables are intended for use in photovoltaic power supply systems and similar applications as free hanging, movable, fixed installation and buried in ground in constructional covered systems. The cables can be used indoor, outdoor, in hazard explosion areas, in industry and agriculture. They are suitable for applications in equipment with protective insulation. These cables are suitable for permanent outdoor longterm use under variable and harsh climate conditions.



## DESIGN PARAMETERS OF SOLAR CABLE



Sr. No	Nominal Cross-Sectional (Sq. mm)	Approx. Cable Diameter (mm) as per EN 50618	Current Carrying Capacity @ Amb. 60 Deg.C			Max. Conductor Resistance at 20°C, (Ω/Km)
			Single Cable in Air (Amps)	Single Cable on Surface (Amps)	Two loaded cables touching, on a surface (Amps)	
1	1.5	5.0	30	29	24	13.7
2	2.5	5.3	41	39	33	8.21
3	4.0	5.9	55	52	44	5.09
4	6.0	6.6	70	67	57	3.39
5	10	7.5	98	93	79	1.95
6	16	8.7	132	125	107	1.24
7	25	10.5	176	167	142	0.795
8	35	11.9	218	207	176	0.565
9	50	13.9	276	262	221	0.393
10	70	15.7	347	330	278	0.277
11	95	17.8	416	395	333	0.21
12	120	19.6	488	464	390	0.164
13	150	21.7	566	538	453	0.132
14	185	24.4	644	612	515	0.108
15	240	27.3	755	736	620	0.0817

Standards: EN 50618 ; H1 Z2Z2 – K & IEC 60228

## SINGLE & MULTI-CORE CABLES

Single Core Cables are made up of a single conductor covered by a PVC insulation. They are mainly used in power and lighting circuits both domestic and commercial applications. They are also used in the internal wiring of appliances suitable for installation in conduits and trunking.

A single core wire is a cylindrical strand of metal. In single core wire there is only a single core of metal is present, mostly copper or aluminium. These wires are available in different thickness and gauges.



A Multicore Cable is a type of electrical cable that combines multiple signals or power feeds into a single jacketed cable. The term is normally used in relation to a cable that has more cores than commonly encountered. Not all cables with multiple insulated conductors are called multicore cables – the core in multicore refers to the number of usable connections made not the number of conductors or wires. In most of cases, a "usable connection" requires multiple conductors such as the positive and negative conductors used for DC power.

## PRODUCT CONSTRUCTION

### Key Feature

- Special Heat Resistant Insulation
- Higher Current Carrying Capacity
- Excellent Resistant to Moisture, Abrasion, Grease, Oil & Longer Flex Life
- Excellent Mechanical & Electrical Properties.

### Conductor

Finely Stranded Bare Flexible Copper Conductor

### Insulation


Polyvinyl Chloride

### Outer Sheath

Polyvinyl Chloride

### Application

Power wiring to appliance Sockets, Machineries, Industrial Lighting & Panel Boards, Batteries, D.C. Power Transfer etc.



## DESIGN PARAMETERS OF SINGLE & MULTI - CORE CABLE

Sr. No.	Size (Sq. mm)	No./Max. dia of strands (mm)	Insulation Thickness (mm)	Outer Sheath Thickness (mm)			Max. Overall Diameter (mm)				Conductor Resistance at 20°C (Max) ohms/km	Current Rating Amps.
				2 Core	3 Core	4 Core	1 Core	2 Core	3 Core	4 Core		
1	0.50	16/0.20	0.6	0.9	0.9	0.9	2.6	6.90	7.3	8.0	39.0	6
2	0.75	24/0.20	0.6	0.9	0.9	0.9	2.8	7.30	7.7	8.4	26.0	9
3	1.00	32/ 0.20	0.6	0.9	0.9	0.9	3	7.60	8.1	8.8	18.10	14
4	1.50	30/0.25	0.6	0.9	0.9	1.0	3.4	8.90	9.4	10.4	12.10	18
5	2.50	50/0.25	0.7	1.0	1.0	1.0	4.1	10.30	10.8	12.0	7.41	24
6	4.00	56/0.30	0.8	1.0	1.0	1.0	4.8	11.60	12.4	13.60	4.95	32
7	6.00	84/0.30	0.8	1.1	1.2	1.2	5.3	13.0	13.8	15.47	3.30	33
8	10.0	140/0.30	1.0	1.3	1.4	1.4	7.0	16.50	17.7	19.5	1.91	45
9	16.0	224/0.30	1.0	1.4	1.4	1.4	8.1	19.4	20.6	23.0	1.21	60
10	25.0	350/0.30	1.2	1.4	1.5	1.6	10.2	23.8	29.3	28.5	0.780	75
11	35.0	490/0.30	1.2	1.6	1.6	1.7	11.7	27.2	34.6	32.7	0.554	95
12	50.0	703/0.30	1.4	2.0	2.0	2.0	13.9	32.0	39.6	38.6	0.386	125

## HOUSE WIRES

House Wires consists of an electrical wiring system that distributes energy to be used in equipment and appliances around the house. It also involves the proper installation and operation of the electrical outlets, switches, breakers, meter base and different electrical circuits.

Homes typically have several kinds of house wiring including electrical wiring for lighting and power distribution, permanently installed and portable appliances, telephone, heating or ventilation system control, increasingly for home theatre and computer networks.



Solsquare is manufacturing a new range of electrical wires known as FR+HR/FRLS-H/ZHFR insulated wires, which provides additional safety and security. The wires are insulated with a flame-retardant compound, which helps to control the spread of fire even at very high temperature. It also protects against electrical shock and short circuit.

## PRODUCT CONSTRUCTION

### Key Feature

- High Flame Retardant Properties
- Resistant to Moisture, Abrasion, Grease, Oil & Zero Halogen Acid Gas Evolution
- Resistance to Tarnishing of Copper & Longer Flex Life
- Mechanical & Electrical Properties

### Conductor

EC Grade Flexible Copper Class 5 Conductor

### Colors

Red, Blue, Black, Green & Yellow

### Insulation

FR+HR/FRLS-H/ZHFR Insulation compound with a high insulation resistance value (-15°C to +70°C / +90°C/ +105°C)

### Application

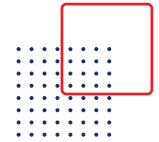

Fixed installation in conduits and under plaster for Power Distribution to electrical appliances & Lighting in Houses, Commercial Complexes, Shopping Malls, Buildings, Industries, Hospitals, Apartments etc, where fire and electrical safety is most important.

## DESIGN PARAMETERS OF HOUSE WIRE & SINGLE CORE FLEXIBLE CABLE

Sr. No.	Nominal Size in Sq. mm	No./Max. dia of strands (mm)	Nominal Insulation Thickness (mm)	Max. Overall Diameter (mm)	Conductor Resistance at 20°C (Max) ohms/km	Current Rating (Ampere)	
						Casing	Concealed
1	0.50	16/0.20	0.6	2.3	39.0	4.8	4.2
2	0.75	24/0.20	0.6	2.9	26.0	9.0	8.0
3	1.00	14/0.30	0.7	3.2	18.10	14	13
4	1.50	22/0.30	0.7	3.5	12.10	18	16
5	2.50	36/0.30	0.8	4.2	7.41	24	20
6	4.00	56/0.30	0.8	4.9	4.95	32	26
7	6.00	84/0.30	0.8	5.5	3.30	42	35
8	10	80/0.40	1.0	6.60	1.91	51	42
9	16	126/0.40	1.0	7.60	1.21	68	57
10	25	196/0.40	1.2	9.70	0.780	86	71
11	35	276/0.40	1.2	10.60	0.554	110	91
12	50	396/0.40	1.4	12.50	0.386	140	120

Standards : Conforms to IS 694, BS 6004, IEC 60227, DIN VDE 0281 -3, IS 8130 & IS 5831

## 3.5 CORE COPPER XLPE ARMoured POWER CABLES



An Armoured Cable is a type of cable covered in a metal sheath. Armoured cable is a cable with a metal protective covering to ensure electrical continuity of the safety ground. It is used to conduct power and used in applications where cables will be exposed to mechanical or environmental damage under normal operating conditions.

### Technical Data

Operating Temp	: -20°C to max.+90°C
Nominal Voltage	: 1100 V
Test Voltage	: 3000 V
Insulation Resistance	: Min. 10 MΩ x km
Min. Bending Radius	: Single Core : 15 x Overall Diameter : Multi Core : 12 x Overall Diameter

## PRODUCT CONSTRUCTION

### Key Feature

- High Mechanical Strength & Better Electrical Properties
- Excellent Conductor of Heat and Electricity
- High Magnetic Conductivity and Resist External Forces

### Conductor

Copper Stranded Wires Class 2

### Insulation

XLPE-Cross Linked Polyethylene Compound

### Armouring

Single layer of GS Flat Strips

### Outer Sheath

PVC TYPE ST-2 (Option : FR Type / FRLS Type)

### Application

It is most suitable for underground cabling such as in sewers or underground transport networks or outdoor walls via cable cleats. It is used in industrial applications like in cable trays and raceways. Many cities and municipalities allow the use of these cables in residential and commercial applications.



## DESIGN PARAMETERS OF 3.5 CORE COPPER XLPE ARMoured POWER CABLE

Sr. No.	No. of cores & cros sectional Area/Neutra Core (Sq. mm.)	Thickness $\phi$ Insulation mm		Inner Sheath PVC Thickness mm	Armour Size mm (G.I) W X H	Outer Sheath PVC Thickness mm	Approx Outer Sheath O/D mm	Max. Dc Conductor Resistance At 20° C (Ohm/Km)	Approx Weight KG/km	Current Ratings (Amp.)	
		Power Core mm	Neutral Core mm							Direct in Ground	In Air
1	3.5 X 25/16	0.9	0.7	0.30	4.0 X 0.80	1.4	23.1	0.727	1355	120	125
2	3.5 X 35/16	0.9	0.7	0.30	4.0 X 0.80	1.4	25.2	0.524	1650	145	155
3	3.5 X 50/25	1.0	0.9	0.30	4.0 X 0.80	1.4	27.9	0.387	2150	170	190
4	3.5 X 70/35	1.1	0.9	0.40	4.0 X 0.80	1.56	32.1	0.268	2850	210	235
5	3.5 X 95/50	1.1	1.0	0.40	4.0 X 0.80	1.56	35.9	0.193	3800	250	290
6	3.5 X 120/70	1.2	1.1	0.40	4.0 X 0.80	1.72	39.8	0.153	4750	285	330
7	3.5 X 150/70	1.4	1.1	0.50	4.0 X 0.80	1.88	44.0	0.124	5600	315	375
8	3.5 X 185/95	1.6	1.1	0.50	4.0 X 0.80	2.04	49.9	0.0991	7000	355	435
9	3.5 X 240/120	1.7	1.2	0.60	4.0 X 0.80	2.20	55.1	0.0754	8900	410	510
10	3.5 X 300/150	1.8	1.4	0.60	4.0 X 0.80	2.36	58.1	0.0601	11000	460	590

Standards : Conforms to IS 7098 (Part - 1)

## 3.5 CORE COPPER XLPE UNARMoured POWER CABLES

An Unarmoured Cables have the characteristics of internal electricity and external insulation. It is easy to install and use. These cables work in both dry and moist conditions. They are highly flexible for application in different electrical environment. These control cables are used in tool machines, steel production units & electrical substations.



### Technical Data

Operating Temp	: -20°C to max.+90°C
Nominal Voltage	: 1100 V
Test Voltage	: 3000 V
Insulation Resistance	: Min. 10 MΩ x km
Min. Bending Radius	: Single Core: 15 x Overall Diameter : Multi Core: 12 x Overall Diameter

## PRODUCT CONSTRUCTION

### Key Feature

- Better Electrical Properties
- Excellent Conductor of Heat and Electricity
- High Magnetic Conductivity and High Mechanical Strength
- Resist External Forces.

### Conductor

Copper Stranded Wires Class 2

### Insulation

XLPE-Cross Linked Polyethylene Compound

### Inner Sheath

Polyvinyl Chloride (PVC)

### Outer Sheath

PVC TYPE ST-2 (Option : FR Type / FRLS Type)

### Application

It is mainly used in power stations, industrial applications like in cable trays and raceways, industry and distribution boards as well as in subscriber networks where mechanical damages are not to be expected.


## DESIGN PARAMETERS OF 3.5 CORE COPPER XLPE UNARMoured POWER CABLE

Sr. No.	No. of cores & cross sectional Area/Neutral Core (Sq. mm.)	Thickness of XLPE Insulation mm		Inner Sheath PVC Thickness mm	Outer Sheath PVC Thickness mm	Approx Outer Sheath O/D mm	Max. Dc Conductor Resistance At 20° C (Ohm/Km)	Approx Weight KG/km	Current Ratings (Amp.)	
		Power Core mm	Neutral Core mm						Direct in Ground	In Air
1	3.5 X 25/16	0.9	0.7	0.30	2.0	22.0	0.727	1125	120	125
2	3.5 X 35/16	0.9	0.7	0.30	2.0	24.0	0.524	1425	145	155
3	3.5 X 50/25	1.0	0.9	0.30	2.0	27.0	0.387	1980	170	190
4	3.5 X 70/35	1.1	0.9	0.40	2.2	31.0	0.268	2680	210	235
5	3.5 X 95/50	1.1	1.0	0.40	2.2	34.0	0.193	3580	250	290
6	3.5 X 120/70	1.2	1.1	0.40	2.2	38.0	0.153	4480	285	330
7	3.5 X 150/70	1.4	1.1	0.50	2.4	43.0	0.124	5485	315	375
8	3.5 X 185/95	1.6	1.1	0.50	2.6	46.0	0.0991	6785	355	435
9	3.5 X 240/120	1.7	1.2	0.60	2.8	52.0	0.0754	8675	410	510
10	3.5 X 300/150	1.8	1.4	0.60	3.0	57.0	0.0601	10780	460	590

Standards : Conforms to IS 7098 (Part - 1)

## 3.5 CORE ALUMINIUM XLPE ARMoured POWER CABLES

An Armoured Cable is a type of cable covered in a metal sheath. Armoured cable is a cable with a metal protective covering to ensure electrical continuity of the safety ground. It is used to conduct power. Armoured cables are used in applications where cables will be exposed to mechanical or environmental damage under normal operating conditions.



This cable constitutes the best cable for transmission & distribution lines because of its excellent electrical and physical properties. The mutual capacitance of XLPE cables is also lower, thus reducing the charging currents & earth-leakage currents in networks without the rigid star-point earthing. The excellent resistance to thermal deformation & the excellent aging property of XLPE cable permit it to carry large current under normal (90°C) or short circuit (250°C) conditions. These cables can withstand smaller radius bending and is lighter in weight allowing for easy & reliable installation.

## PRODUCT CONSTRUCTION

### Key Feature

- Excellent Conductor of Heat and Electricity
- High Magnetic Conductivity and Resist External Forces
- High Mechanical Strength & Better Electrical Properties
- Light in Weight.

### Conductor

Aluminium Stranded Wires Class - 2

### Insulation

XLPE-Cross Linked Polyethylene Compound

### Inner Sheath

Polyvinyl Chloride (PVC)

### Armouring

Single Layer of GS Flat Strips

### Outer Sheath

PVC TYPE ST-2 (Option : FR Type / FRLS Type)

### Application

It is used in industrial applications like in cable trays & raceways. Many cities & municipalities allow the use of these cables in residential & commercial applications. They are most suitable for underground cabling such as in sewers or underground transport networks or outdoor walls via cable cleats.

## DESIGN PARAMETERS OF 3.5 CORE ALUMINIUM XLPE ARMoured POWER CABLE



Sr. No.	No. of cores & cross sectional Area/Neutral Core (Sq. mm.)	Thickness of XLPE Insulation mm		Inner Sheath PVC Thickness mm	Armour Size mm (G.I) W X H	Outer Sheath PVC Thickness mm	Approx Outer Sheath O/D mm	Max. Dc Conductor Resistance At 20° C (Ohm/Km)	Approx Weight KG/km	Current Ratings (Amp.)	
		Power Core mm	Neutral Core mm							Direct in Ground	In Air
1	3.5 X 25/16	0.9	0.7	0.30	4.0 X 0.80	1.40	22.1	1.20	800	95	99
2	3.5 X 35/16	0.9	0.7	0.30	4.0 X 0.80	1.40	24.2	0.868	1650	116	117
3	3.5 X 50/25	1.0	0.9	0.30	4.0 X 0.80	1.40	27.2	0.641	2150	140	140
4	3.5 X 70/35	1.1	0.9	0.40	4.0 X 0.80	1.56	31.1	0.443	2850	170	176
5	3.5 X 95/50	1.1	1.0	0.40	4.0 X 0.80	1.56	34.2	0.320	3800	200	221
6	3.5 X 120/70	1.2	1.1	0.50	4.0 X 0.80	1.72	38.4	0.253	4750	225	258
7	3.5 X 150/70	1.4	1.1	0.50	4.0 X 0.80	1.88	41.3	0.206	5600	255	294
8	3.5 X 185/95	1.6	1.1	0.50	4.0 X 0.80	2.04	46.5	0.164	7000	285	339
9	3.5 X 240/120	1.7	1.2	0.60	4.0 X 0.80	2.20	50.1	0.125	8900	325	402
10	3.5 X 300/150	1.8	1.4	0.60	4.0 X 0.80	2.36	55.3	0.100	11000	370	461

Standards : Conforms to IS 7098 (Part - 1)



## 3.5 CORE ALUMINIUM XLPE UNARMoured POWER CABLES

3.5 Core Aluminium XLPE Unarmoured Cables have high dielectric strength & resistance to D.C. voltage effects, high mechanical strength & resistance to abrasion. SOLSQUARE 3.5 core cable consist of total 3 wires of full size for three phases (R Y B) and fourth wire is half in the size for neutral. The Unarmoured cable is easy to install and use. The cable has the characteristics of internal electricity and external insulation.



These cables insulated conductors are laid up together filled with non-hygroscopic material compatible with the insulation. The filling may be omitted provided the outer shape of the cables remains practically circular and no adhesion occurs between cores and sheath. These cables are designated for general use including underground burial, where they are not likely to suffer mechanical damage.

## PRODUCT CONSTRUCTION

### Key Feature

- Excellent Conductor of Heat and Electricity
- High Magnetic Conductivity and Resist External Forces
- High Mechanical Strength & Better Electrical Properties
- Light in Weight.

### Conductor

Aluminium Stranded Wires Class - 2

### Insulation


XLPE-Cross Linked Polyethylene Compound

### Inner Sheath

Polyvinyl Chloride (PVC)

### Armouring

Single Layer of GS Flat Strips



### Outer Sheath

PVC TYPE ST-2 (Option : FR Type / FRLS Type)

### Application

It is used in industrial applications like in cable trays & raceways. Many cities & municipalities allow the use of these cables in residential & commercial applications. They are most suitable for underground cabling such as in sewers or underground transport networks or outdoor walls via cable cleats.


## DESIGN PARAMETERS OF 3.5 CORE ALUMINIUM XLPE ARMoured POWER CABLE

Sr No.	No. of cores & cross sectional Area/Neutral Core (Sq. mm.)	Thickness of XLPE Insulation mm		Inner Sheath PVC Thickness mm	Armour Size mm (G.I) W X H	Outer Sheath PVC Thickness mm	Approx Outer Sheath O/D mm	Max. Dc Conductor Resistance At 20° C (Ohm/Km)	Approx Weight KG/km	Current Ratings (Amp.)	
		Power Core mm	Neutral Core mm							Direct in Ground	In Air
1	3.5 X 25/16	0.9	0.7	0.30	4.0 X 0.80	1.40	22.1	1.20	800	95	99
2	3.5 X 35/16	0.9	0.7	0.30	4.0 X 0.80	1.40	24.2	0.868	1650	116	117
3	3.5 X 50/25	1.0	0.9	0.30	4.0 X 0.80	1.40	27.2	0.641	2150	140	140
4	3.5 X 70/35	1.1	0.9	0.40	4.0 X 0.80	1.56	31.1	0.443	2850	170	176
5	3.5 X 95/50	1.1	1.0	0.40	4.0 X 0.80	1.56	34.2	0.320	3800	200	221
6	3.5 X 120/70	1.2	1.1	0.50	4.0 X 0.80	1.72	38.4	0.253	4750	225	258
7	3.5 X 150/70	1.4	1.1	0.50	4.0 X 0.80	1.88	41.3	0.206	5600	255	294
8	3.5 X 185/95	1.6	1.1	0.50	4.0 X 0.80	2.04	46.5	0.164	7000	285	339
9	3.5 X 240/120	1.7	1.2	0.60	4.0 X 0.80	2.20	50.1	0.125	8900	325	402
10	3.5 X 300/150	1.8	1.4	0.60	4.0 X 0.80	2.36	55.3	0.100	11000	370	461

Standards : Conforms to IS 7098 (Part - 1)

## 3 CORE - PLATINUM FLAT SUBMERSIBLE CABLES

SOLSQUARE Platinum Flat Submersible Cables are specialized product used for Submersible Pumps in deep well. The area of installation is physically restrictive environment which is very hostile. The conductor is further insulated with thermoset type Cross Linked Polyethylene (XLPE) insulation with uniform thickness. The sheath is Thermoplastic Rubber Compound (TPE/TPR) which is excellent resistant to oil & water.



XLPE Insulated flat cable constitutes the best cable for industrial & agriculture because of its excellent electrical and physical properties. The excellent resistance to thermal deformation and the excellent aging property of XLPE cable permit it to carry large current under normal (90°C). These Flexible Flat Cable have in-toxic property, so its suitable for food and beverage industry.

## PRODUCT CONSTRUCTION

### Key Feature

- Designed for Heavy Duty Use
- Better Electrical Properties
- Resistant to Oils, Chemicals, Ozone & Solvents
- Weather Resistant

### Conductor

Finely Stranded Bare Flexible Copper Conductor

### Insulation

Cross Linked Polyethylene (XLPE)

### Outer Sheath

Oil & Water Resistant Thermoplastic Rubber Compound (TPE/TPR) (Colour - Grey)


### Application

3 Core Flat Cables are used for giving electrical connection to the Submersible Pump Motors. These are manufactured keeping in mind the severe, tough and difficult condition in which they have to operate.

## DESIGN PARAMETERS OF 3 CORE – PLATINUM FLAT SUBMERSIBLE CABLE

Sr. No.	Conductor		XLPE Insulation	Rubber Sheath		Current carrying capacity (Ampere)	Conduct or Resistance at 20°C (Max) ohms/km
	Size (Sq. mm)	No./Max. dia of strands (mm)	Nominal Thickness (mm)	Nominal Thickness (mm)	Approx. overall dimensions (W X H) (mm)		
1	1.5	22/0.30	0.60	1.15	12.80 x 6.30	23	12.10
2	2.5	36/0.30	0.70	1.15	14.60 x 6.50	30	07.41
3	4.0	56/0.30	0.80	1.15	16.80 x 7.40	39	04.95
4	6.0	84/0.30	1.00	1.15	18.70 x 7.90	48	03.30
5	10	140/0.30	1.00	1.40	23.70 x 9.70	62	01.91
6	16	224/0.30	1.00	1.40	28.00 x 11.40	80	01.21
7	25	350/0.30	1.20	2.00	35.50 x 14.30	108	0.780
8	35	490/0.30	1.20	2.00	39.50 x 16.30	135	0.554
9	50	703/0.30	1.40	2.20	45.50 x 18.10	170	0.386

Standards : Conforms to IS 7098 (Part - 1), CENELEC HD 22.1.S2, DIN VDE 0282 Part 810, IEC 245, CEI 20-19, BS 6007 & BS 6899



# SOLSQUARE™

## Ksquare Energy Pvt Ltd



B-403/404 Signature - 2  
Sarkhej Sanand Road, Sarkhej,  
Ahmedabad - 382210.



+91 7227931919 / 17



[sales@ksquareenergy.com](mailto:sales@ksquareenergy.com)



[www.ksquareenergy.com](http://www.ksquareenergy.com)

